

Scaled data based on original data using
LM-79-08 Approved Method: Electrical and Photometric Measurements of Solid-
State Lighting Products

Test Report Prepared for
Cooper Lighting Solutions
(formerly Eaton)

Brand: STREETWORKS

Report Number: P382615

Luminaire Tested: **GAN-SA0A-735-U-T2**

Issue Date: 3/3/2020

Test Information

Test Method: LM-79-08
Report Number: P382615
TEST IS SCALED FROM IESNA LM-79-08 TEST DATA (G2-1903-205-12)
Test Lab: INNOVATION CENTER
Issue Date: 3/3/2020
Manufacturer: COOPER LIGHTING SOLUTIONS (FORMERLY EATON)
Product Line: STREETWORKS
Catalog Number: GAN-SA0A-735-U-T2
Description: GALLEON AREA AND ROADWAY LUMINAIRE
(10) 70 CRI, 3500K, 615mA LIGHTSQUARES WITH 16 LEDS EACH AND TYPE II OPTICS
Light Source: -
Ballast/Driver: ELECTRONIC DRIVER

Summary

Lumens per Lamp: N/A
Luminaire Lumens: 42166.5 lumens
Efficiency: N/A
Efficacy: 130.5 lumens/watt
Luminous Opening: Rectangular (W 2.5' x L: 1' x H: 0')
IES Classification: Type III - Medium
BUG Rating: B3 - U0 - G5

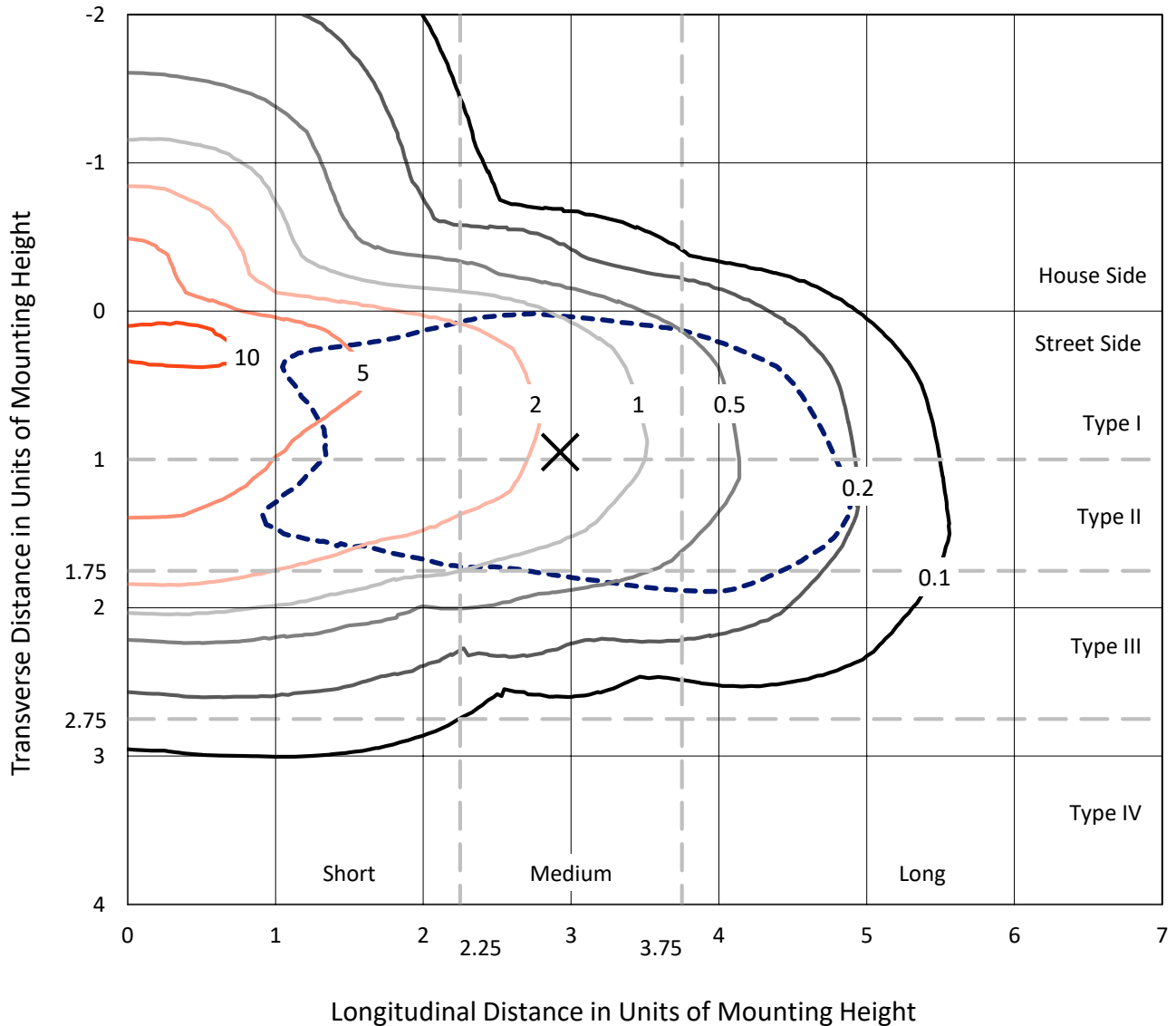
Input Watts (W): 323
Input Voltage (V): NR
Input Current (Ain): NR
Voltage Rise (V): NR
Power Factor: NR
Total Harmonic Distortion (THDi): NR
Frequency (hertz): 60
Stabilization Time: NR
Operation Time: NR
Ambient Temperature (°C): NR
Test Distance: 24 FT



REPORT NUMBER: P382615
 CATALOG NUMBER: GAN-SA0A-735-U-T2

Iso-Footcandle Lines of Horizontal Illumination

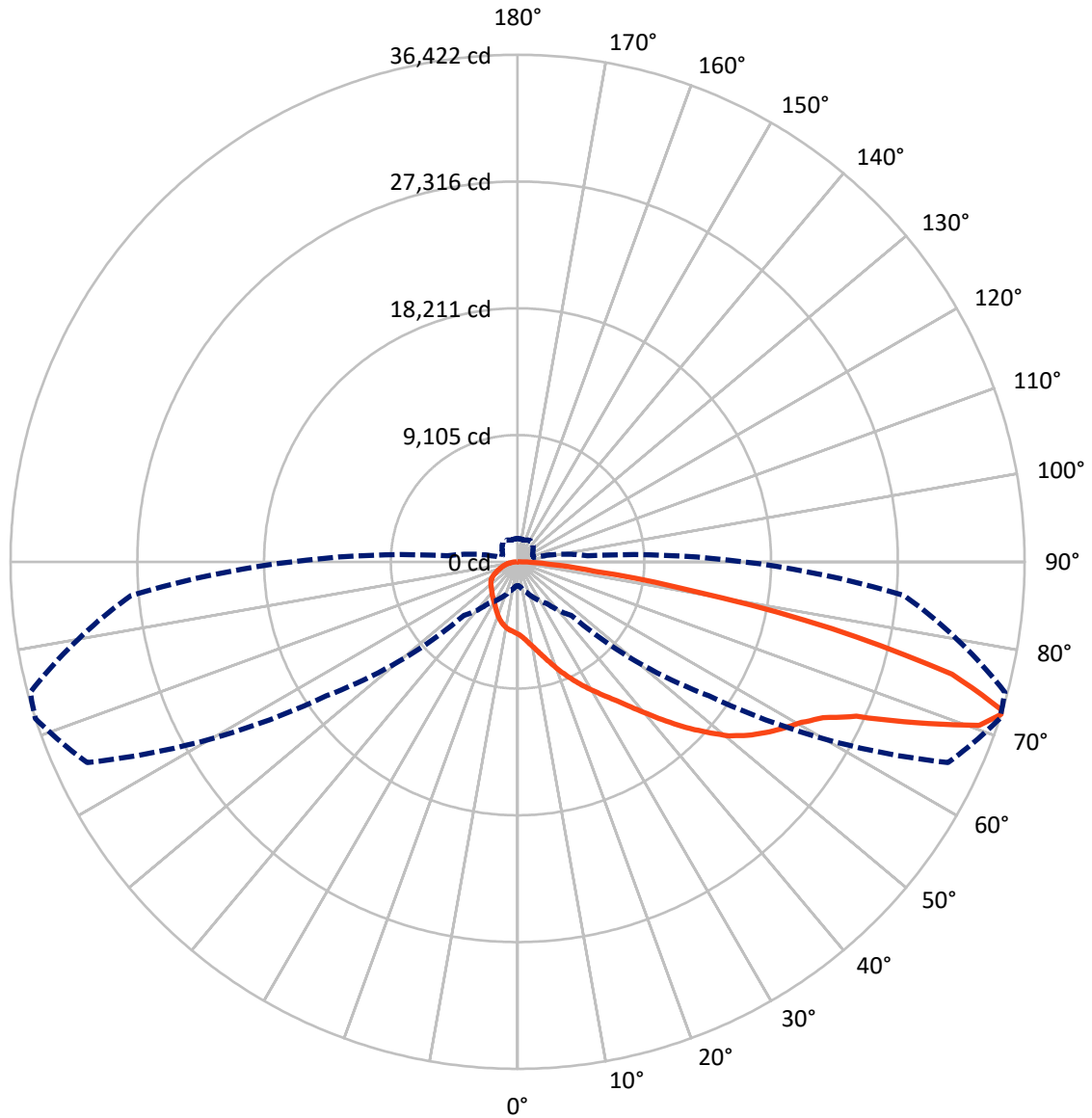
✕ Max cd
 - - - 1/2 Max cd



Based on 25 foot mounting height. Maximum calculated value = 11.5 fc
 Type III - Medium - N/A

REPORT NUMBER: P382615
CATALOG NUMBER: GAN-SA0A-735-U-T2

Luminous Intensity Polar Plot



— Vertical Plane Through 72-Deg Lateral - - - Horizontal Cone Through 72-Deg Vertical

REPORT NUMBER: P382615
 CATALOG NUMBER: GAN-SA0A-735-U-T2

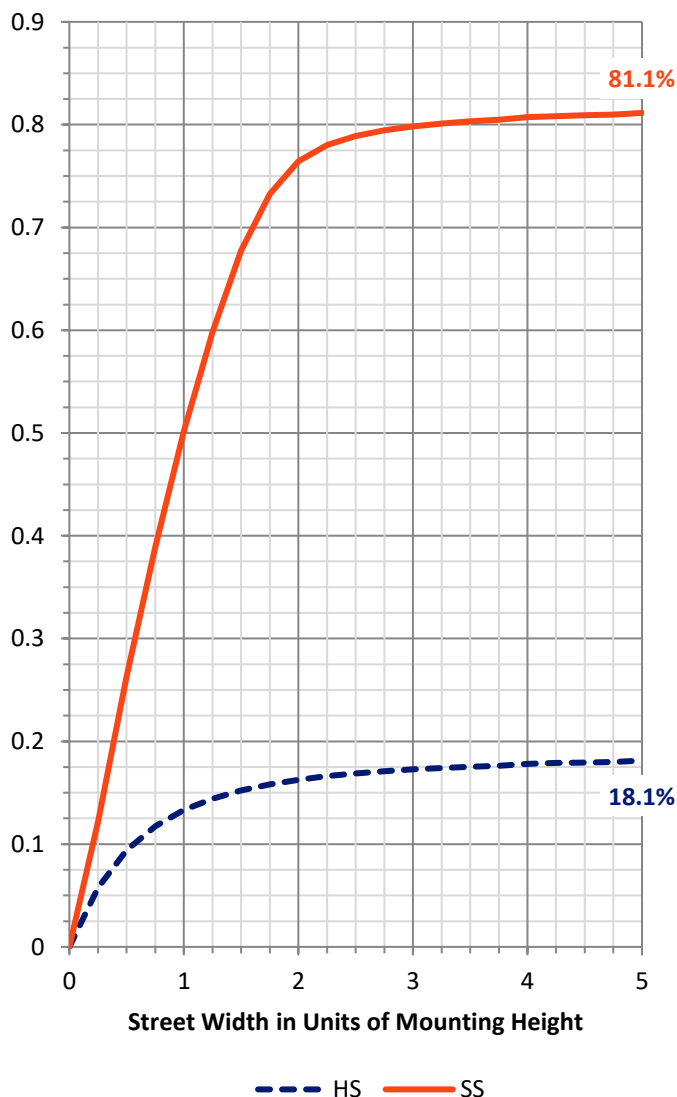
FLUX DISTRIBUTION:

		Downward	Upward	Total
House Side	Lumens	7822.2	0.0	7822.2
	% Fixture	18.6	0.0	18.6
Street Side	Lumens	34344.3	0.0	34344.3
	% Fixture	81.4	0.0	81.4
Total	Lumens	42166.5	0.0	42166.5
	% Fixture	100.0	0.0	100.0

ZONAL LUMENS:

Zone	Lumens	% Fixture
0°-10°	519.8	1.2
10°-20°	1679.8	4.0
20°-30°	2943.5	7.0
30°-40°	4364.3	10.4
40°-50°	6383.1	15.1
50°-60°	8783.1	20.8
60°-70°	9778.2	23.2
70°-80°	6625.7	15.7
80°-90°	1089.0	2.6
90°-100°	0.0	0.0
100°-110°	0.0	0.0
110°-120°	0.0	0.0
120°-130°	0.0	0.0
130°-140°	0.0	0.0
140°-150°	0.0	0.0
150°-160°	0.0	0.0
160°-170°	0.0	0.0
170°-180°	0.0	0.0
0°-90°	42166.5	100.0
0°-180°	42166.5	100.0

Coefficient of Utilization

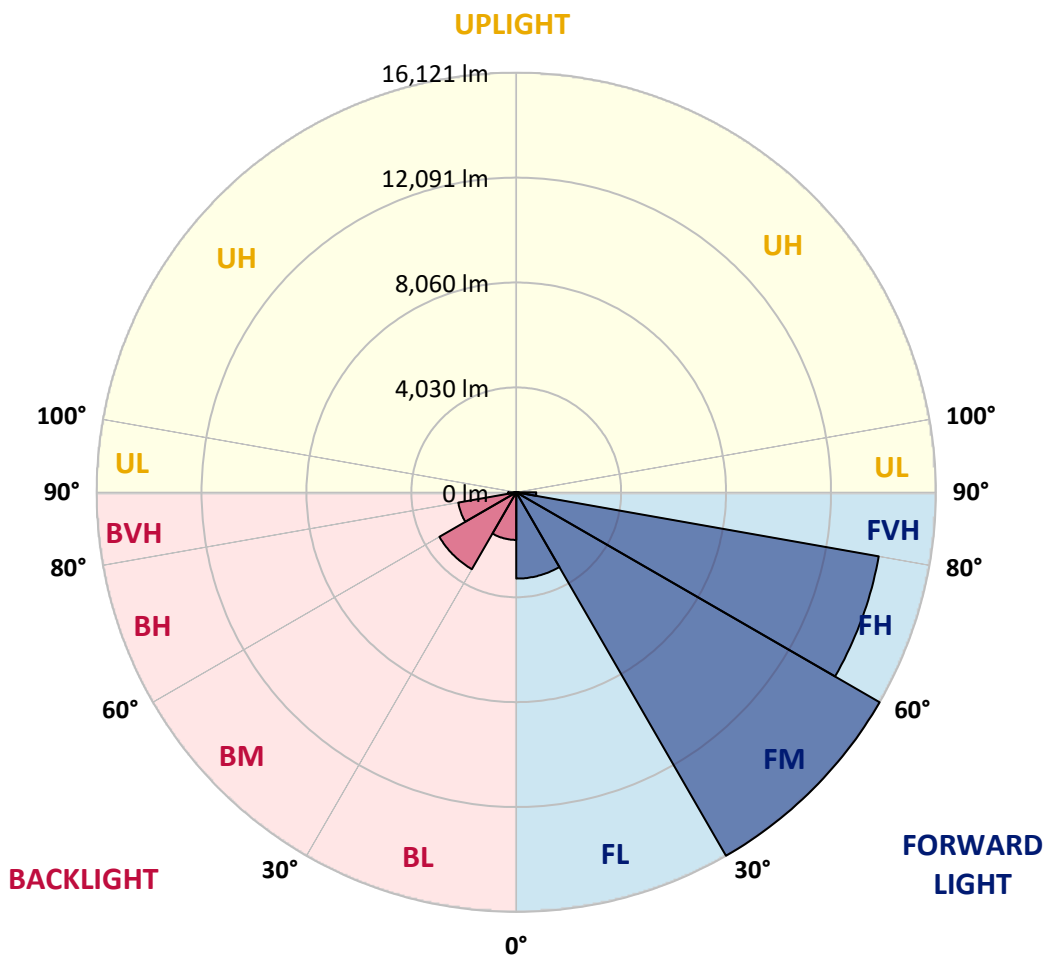


REPORT NUMBER: P382615
 CATALOG NUMBER: GAN-SA0A-735-U-T2

LUMINAIRE CLASSIFICATION SYSTEM LUMEN TABLE AND BUG RATING:

Zone	Lumens	% Fixture	Zone Rating/Lumen Limit		
			B	U	G
FL (0°-30°)	3314.5	7.9			
FM (30°-60°)	16120.8	38.2			
FH (60°-80°)	14140.9	33.5			G5
FVH (80°-90°)	768.2	1.8			G5
BL (0°-30°)	1828.5	4.3	B3/2500		
BM (30°-60°)	3409.7	8.1	B3/5000		
BH (60°-80°)	2263.1	5.4	B3/2500		G3/2500
BVH (80°-90°)	320.8	0.8			G3/500
UL (90°-100°)	0.0	0.0		U0/0	
UH (100°-180°)	0.0	0.0		U0/0	

BUG Rating: B3-U0-G5
 Type III Medium





REPORT NUMBER: P382615

CATALOG NUMBER: GAN-SAOA-735-U-T2

CANDELA DISTRIBUTION (FULL):

	0°	5°	15°	25°	35°	45°	55°	65°	72°	75°	85°
0°	5187.6	5187.6	5187.6	5187.6	5187.6	5187.6	5187.6	5187.6	5187.6	5187.6	5187.6
2.5°	5730.6	5721.8	5691.4	5691.4	5633.3	5584.0	5491.0	5428.6	5354.5	5328.5	5241.3
5°	6285.2	6288.1	6250.4	6224.2	6138.5	6034.0	5875.7	5732.0	5588.3	5530.2	5351.6
7.5°	6751.3	6745.4	6735.3	6713.5	6633.6	6526.2	6312.8	6099.4	5887.4	5800.3	5492.5
10°	7050.3	7063.5	7072.1	7082.3	7048.9	6972.0	6770.1	6510.2	6232.9	6113.8	5660.9
12.5°	7201.3	7224.6	7265.2	7334.9	7390.1	7381.4	7234.8	6958.8	6629.3	6479.8	5871.5
15°	7289.9	7320.4	7384.3	7509.1	7664.5	7753.1	7713.9	7464.1	7096.8	6912.5	6128.4
17.5°	7345.1	7369.8	7468.5	7635.4	7866.3	8101.5	8204.6	7995.6	7625.3	7414.7	6423.1
20°	7382.8	7401.7	7525.1	7721.1	8020.2	8394.8	8682.3	8630.0	8207.5	7934.5	6730.9
22.5°	7467.0	7483.0	7600.6	7798.1	8129.1	8612.5	9142.5	9220.9	8821.7	8512.4	7060.5
25°	7702.2	7702.2	7801.0	7938.9	8249.6	8801.4	9531.6	9878.6	9448.9	9088.8	7365.4
27.5°	8150.9	8146.5	8182.8	8230.7	8465.9	8993.0	9878.6	10459.3	10099.3	9705.9	7661.6
30°	8682.3	8711.3	8715.7	8692.5	8802.8	9232.6	10199.5	11072.1	10754.1	10330.1	7965.0
32.5°	9366.1	9385.0	9363.2	9286.2	9270.3	9572.3	10514.6	11713.8	11462.6	10982.0	8242.3
35°	10234.4	10198.0	10129.8	9973.0	9823.4	10026.7	10874.6	12355.5	12258.2	11770.4	8624.2
37.5°	11165.0	11166.5	11082.2	10726.5	10520.3	10607.4	11371.1	13082.9	13220.9	12708.4	9113.5
40°	11911.2	11950.5	12002.7	11535.3	11268.1	11388.5	12002.7	13926.5	14359.2	13820.4	9750.9
42.5°	12432.4	12477.5	12625.5	12332.3	12055.0	12278.5	12746.1	14826.6	15636.8	15103.9	10497.1
45°	12984.2	13008.9	13113.4	12987.1	12810.0	13313.8	13583.8	15758.7	16988.4	16471.6	11332.0
47.5°	13564.9	13591.1	13698.5	13614.3	13521.4	14280.7	14457.9	16637.2	18283.6	17974.3	12223.4
50°	14282.2	14299.6	14401.3	14248.8	14277.8	15009.6	15239.0	17442.9	19641.1	19324.6	13117.8
52.5°	15260.7	15265.1	15405.9	15268.0	15131.5	15543.9	15911.2	18202.3	20705.3	20555.8	14012.2
55°	16027.4	16073.8	16535.5	16506.5	16428.0	16028.8	16473.1	18925.3	21654.8	21726.0	14961.7
57.5°	15538.0	15719.6	16654.6	17313.7	17955.5	17235.3	17232.4	19739.8	22537.6	22874.4	16005.6
60°	13608.5	13855.3	15233.1	16695.2	18703.1	19334.7	18809.2	20734.4	23429.1	24012.7	17313.7
62.5°	9718.9	10125.5	11992.6	14327.2	17678.2	20725.6	22017.8	22312.5	24641.4	25331.0	19013.9
65°	4913.2	5221.0	6786.1	9598.4	14123.9	19816.7	25505.2	25768.0	26748.1	27360.8	21631.7
67.5°	2985.1	3101.2	3864.9	5338.6	8659.0	15436.4	26643.5	31527.7	30824.9	31150.2	25364.4
70°	2199.6	2285.3	2761.5	3545.5	4980.0	9058.3	23150.3	35637.9	35176.3	35139.9	28123.0
72°	1713.2	1775.6	2196.7	2864.6	3641.3	5434.4	16779.4	34120.7	36421.9	36239.0	27870.3
72.5°	1624.6	1679.9	2063.1	2696.2	3441.0	4926.2	15086.5	33097.1	36331.9	36249.2	27543.7
75°	1279.1	1318.3	1527.4	2084.9	2693.3	2794.9	8267.0	25649.0	32230.3	33570.5	24773.5
77.5°	1058.4	1064.2	1174.6	1517.2	2099.4	1976.0	4060.9	17795.7	23079.2	24552.8	17549.0
80°	862.4	869.7	922.0	1064.2	1588.4	1462.1	1928.1	10232.9	12921.8	12937.7	8345.5
82.5°	686.7	688.2	746.3	778.2	1141.1	1045.4	1104.9	4804.3	5646.4	5431.5	2999.6
85°	483.5	473.3	728.8	638.9	746.3	670.8	609.8	1901.9	2334.6	2233.0	939.4
87.5°	161.2	166.9	323.8	413.8	435.6	380.4	271.5	728.8	881.3	874.1	297.6
90°	0.0	0.0	0.0	0.0	0.0	0.0	0.0	0.0	0.0	0.0	0.0



REPORT NUMBER: P382615
 CATALOG NUMBER: GAN-SAOA-735-U-T2

CANDELA DISTRIBUTION (continued):

	90°	95°	105°	115°	125°	135°	145°	155°	165°	175°	180°
0°	5187.6	5187.6	5187.6	5187.6	5187.6	5187.6	5187.6	5187.6	5187.6	5187.6	5187.6
2.5°	5213.7	5167.3	5099.0	5023.6	4964.0	4903.0	4858.0	4834.7	4808.6	4786.9	4813.0
5°	5268.9	5181.7	5036.6	4894.3	4789.7	4696.9	4630.1	4595.2	4563.3	4541.5	4544.4
7.5°	5358.9	5218.1	4974.2	4766.5	4621.3	4521.2	4452.9	4429.7	4409.4	4403.5	4410.8
10°	5454.8	5247.1	4891.4	4615.5	4450.0	4367.3	4336.8	4352.7	4367.3	4380.3	4394.9
12.5°	5563.6	5273.2	4770.9	4438.5	4297.6	4265.6	4296.1	4365.8	4416.7	4447.1	4466.0
15°	5705.9	5296.5	4631.5	4261.3	4166.9	4203.2	4306.3	4426.8	4515.4	4571.9	4580.7
17.5°	5836.6	5295.0	4452.9	4082.7	4060.9	4166.9	4322.3	4492.1	4611.2	4691.0	4707.0
20°	5971.6	5255.8	4245.3	3908.5	3953.5	4127.7	4329.6	4534.2	4678.0	4770.9	4792.6
22.5°	6097.9	5187.6	4017.4	3750.2	3863.5	4075.4	4301.9	4509.5	4653.3	4728.8	4752.0
25°	6183.6	5068.6	3786.6	3616.6	3783.6	4011.5	4211.9	4378.9	4486.3	4524.1	4529.8
27.5°	6227.1	4913.2	3568.8	3500.5	3700.9	3907.0	4045.0	4127.7	4158.1	4155.3	4149.5
30°	6232.9	4708.4	3381.4	3406.1	3605.0	3753.1	3818.4	3802.5	3763.3	3696.5	3702.3
32.5°	6214.1	4477.6	3224.6	3316.1	3483.1	3565.9	3568.8	3491.8	3387.2	3281.3	3252.2
35°	6219.9	4251.1	3086.7	3214.5	3334.9	3371.3	3337.9	3224.6	3082.3	2945.8	2916.9
37.5°	6283.8	4053.6	2967.6	3096.8	3170.9	3179.7	3131.7	3012.6	2908.1	2774.5	2763.0
40°	6436.2	3912.9	2854.4	2964.7	3006.8	3011.2	2942.9	2858.7	2867.5	2796.3	2794.9
42.5°	6710.6	3851.9	2754.2	2826.8	2853.0	2861.6	2809.4	2755.7	2831.2	2784.7	2768.7
45°	7064.9	3866.4	2670.0	2691.8	2739.7	2780.4	2748.4	2683.0	2712.1	2510.3	2443.5
47.5°	7474.3	3959.3	2603.2	2575.6	2658.4	2735.3	2686.0	2587.3	2484.2	2283.8	2246.1
50°	7953.5	4103.0	2542.3	2461.0	2569.9	2674.4	2625.0	2484.2	2328.8	2231.5	2218.5
52.5°	8452.9	4278.7	2481.3	2334.6	2458.1	2627.9	2603.2	2461.0	2269.2	2173.5	2156.1
55°	9019.1	4455.9	2404.3	2188.0	2337.5	2606.1	2593.1	2376.8	2224.3	2170.6	2157.5
57.5°	9723.3	4657.6	2302.7	2035.5	2224.3	2527.8	2487.0	2325.9	2177.9	2137.2	2132.8
60°	10640.9	4955.3	2156.1	1873.0	2086.4	2407.2	2398.5	2251.8	2103.8	2074.7	2069.0
62.5°	12017.2	5447.5	1954.2	1710.3	1932.5	2202.6	2282.4	2151.7	2025.4	2023.9	2026.9
65°	14151.5	6187.9	1735.0	1568.1	1777.1	2029.7	2147.3	2048.6	1945.5	1974.6	1978.9
67.5°	16625.5	6802.1	1520.1	1428.6	1618.8	1865.7	2025.4	1945.5	1839.5	1915.1	1916.5
70°	17448.7	6253.3	1331.4	1290.8	1454.8	1707.4	1893.3	1832.3	1724.9	1800.3	1793.0
72°	16237.9	5048.2	1209.4	1186.2	1331.4	1576.7	1775.6	1726.3	1620.3	1671.1	1652.3
72.5°	15856.1	4813.0	1179.0	1160.1	1298.0	1543.4	1745.2	1700.2	1594.2	1637.8	1620.3
75°	14144.2	4179.9	1013.4	1017.8	1132.5	1380.7	1573.8	1559.3	1450.4	1454.8	1449.0
77.5°	10259.0	3064.9	853.7	882.7	964.1	1213.8	1401.0	1392.4	1273.3	1251.5	1247.2
80°	4760.8	1563.7	695.5	708.5	792.7	1014.8	1194.9	1183.3	1087.5	1059.9	1043.9
82.5°	1630.5	743.4	522.7	531.4	614.2	817.4	1036.6	1029.4	949.5	895.8	862.4
85°	582.2	370.2	365.9	357.2	438.5	643.1	903.0	863.9	746.3	636.0	633.0
87.5°	188.7	158.3	188.7	187.3	255.5	435.6	656.3	559.0	541.5	450.1	441.4
90°	0.0	0.0	0.0	0.0	0.0	0.0	0.0	0.0	0.0	0.0	0.0

(END OF REPORT)